

# WELCOME TO BOOSTERHUB!

---



- Stay Connected with Our Music Program
- Communication, schedules, volunteering, and more — all in one place.
- Easy access for parents, anytime, anywhere.

# WHAT IS BOOSTERHUB?

---

- A free app that keeps parents, students, and staff in sync
- Used by booster clubs across the country
- Manage events, sign up to help, and get notifications instantly
- Etiwanda Bands & Color Guard will use this app for all donations, purchases, fundraisers, and sales.
- All payments will be made through this app.

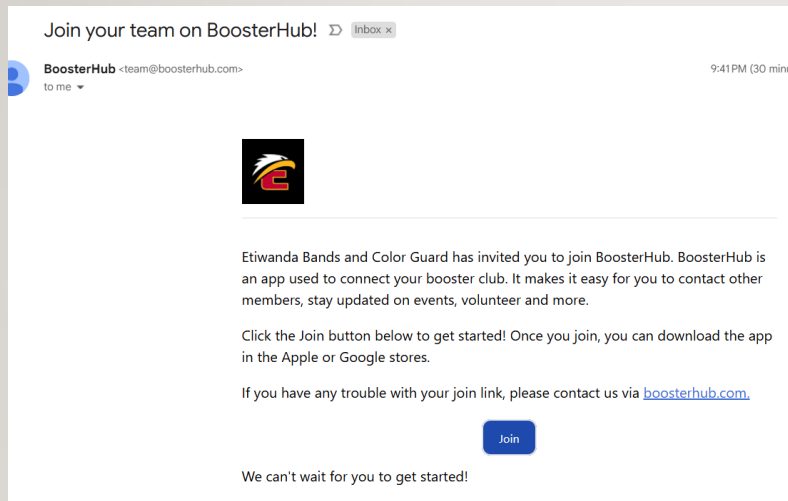
# GETTING STARTED – CREATE YOUR ACCOUNT

---

- Register under your name (Parent/Guardian)
- You'll be able to link your account to your child later in the process
- Use your personal email account for better communication

# STEP-BY-STEP REGISTRATION PROCESS

---



- Scan the QR Code at the MER Meeting
- Complete the pre-registration with your name, email, and in the NOTE SECTION add your child's name
- Check your email for a JOIN link from BoosterHub
- Click the JOIN button to access the BoosterHub platform

# SCAN QR CODE- PARENTS/ ADULTS

---




Link

[https://etiwandabands  
.boosterhub.com/regi  
ster/10872](https://etiwandabands.boosterhub.com/register/10872)

# FINALIZE YOUR ACCOUNT SETUP

---



Email

Create Password

Confirm Password

☐ I have read and agree to the [terms and conditions](#).

LOGIN

- Your email address will be auto-filled
- Create and confirm your password
- Accept terms and conditions
- Click LOGIN to complete your registration




# PERSONALIZE & SET COMMUNICATION PREFERENCES

---

**Confirm your information for Etiwanda Bands and Color Guard**

First Name \*

Last Name \*

Phone \*  

☒ Show email in directory

☒ Show phone number in directory

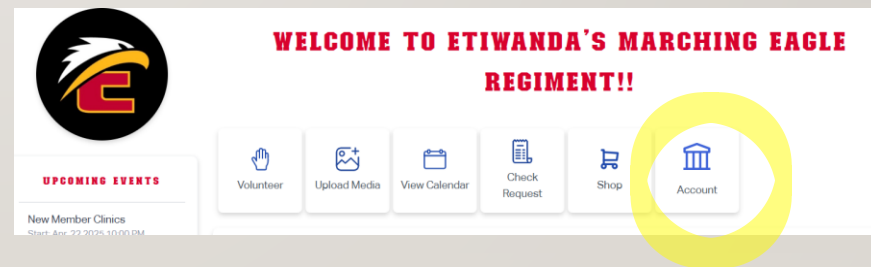

If you are in multiple clubs in BoosterHub, this will update your information in all the clubs

**NEXT**

- Add a profile picture (optional), or skip
- Click Next to continue
- Set how you want to receive updates and messages
- Click Next again to finish

# NAVIGATING BOOSTERHUB AFTER REGISTRATION

- Choose to enter either Volunteers or Directory
- In Directory, you can view the People tab
- Select Dashboard, then click Account to manage your settings





# LINK YOUR ACCOUNT WITH YOUR CHILD'S

---



Public Photo

First Name Daniel	Last Name Montanez
Email [REDACTED]	Phone [REDACTED]
Address [REDACTED]	
Meal Preference Select Option	Club Email [REDACTED]

Parent

Relationships  
Parent, Sibling, Child etc.

[REDACTED]

- Scroll to RELATIONSHIPS in your Account
- **Ensure your child has an active BoosterHub account**
- Click the PLUS (+) icon to add a relationship
- Search for your child, select the relationship type
- Click SAVE to complete the link — purchases go to your child's account

# LINKING ADULT & STUDENT ACCOUNTS

---

- Parents will be able to link to their child's account.
- Parents in multiple households may link accounts
- Other relations such as aunts, uncles and grandparents may also link.
- The purpose of creating and linking accounts is so family members may make donations in the student's name and purchase merchandise.

# STORE TAB

---

- The Store will open June 1
- This is where you will be able to make MER Donation Pledges
- All clothing will be sold here
- Utah Trip payments will be made here

# DONATION PLEDGE OPTIONS

---

- Starting June 1 you will be able to choose payment options for your pledge.
- Option 1- full payment
- Option 2- 4 instalments, auto payment
- Option 3- 5 instalments, auto payment
- Option 4- You choose your own schedule and amounts